

### dGH™ Cell Prep Kit

The directional Genomic Hybridization (dGH) Cell Prep Kit is used to prepare actively dividing cells for any of KromaTiD's dGH assays.

The dGH Cell Prep Kit contains a media additive which incorporates into DNA during replication and allows the daughter strands to be stripped from metaphase chromosomes. This unique method enables high resolution, direct measurement of inversions, translocations, and other structural variations on a cell by cell basis.

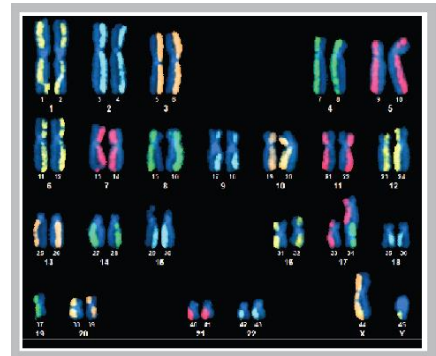
### Key Benefits

- Allows processing of your samples in-house
- Fully compatible with your cell culture procedures
- Ready to use with dGH In-Site™ and dGH SCREEN™ assays
- Flexible packaging sizes for processing 10-100 samples
- Orthogonal analysis to PCR/sequencing techniques through direct, single cell visualization of structural variations

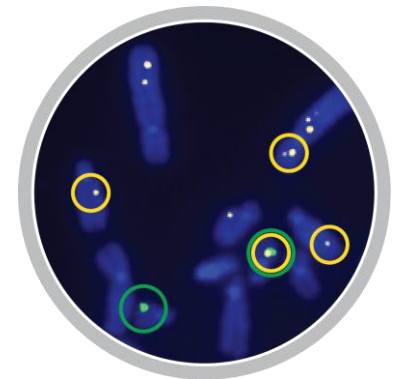
### dGH Applications

The dGH Cell Prep Kit is used with dGH In-Site™ and dGH SCREEN™ assays for a variety of applications:

- Measuring transgene integration, even from complex or heterogeneous cell populations
- Whole genome structural variant analysis
- Measuring on & off target structural variation in batches of edited cells
- Selecting structurally pure iPSC clones
- Assuring the stability of cell lines



**Figure 1:** Example dGH SCREEN™ karyogram performed by KromaTiD.



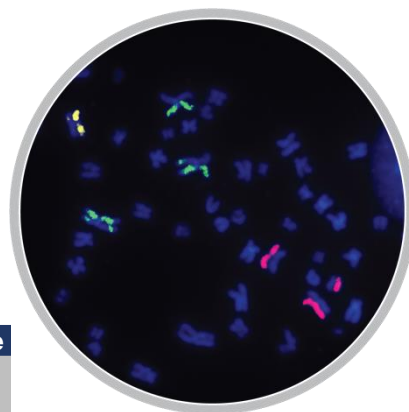
**Figure 2:** Example dGH In-Site™ assay performed by KromaTiD. Green signal denotes correct insert location. Yellow signals are the on/off target integrations.

### Kit Components

The dGH Cell Prep Kit contains KromaTiD's dGH Media Additive, a printed protocol, certificate of analysis, 2mL cryovials for packaging the harvesting cells and a return label for shipping the prepared cells back to KromaTiD for dGH analysis.

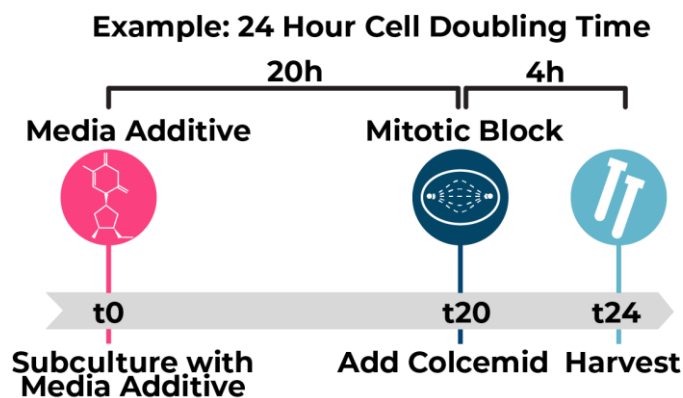
### Kit Pricing

Catalog No.	Products	Size	List Price
DGH-0001	dGH Cell Prep Kit (250µL)	8 samples in triplicate with T25 flask or 4 samples done in triplicate with a T75 flask	\$1,050.00
DGH-0002	dGH Cell Prep Kit (500µL)	16 samples in triplicate with T25 flask or 8 samples done in triplicate with a T75 flask	\$2,800.00
DGH-0003	dGH Cell Prep Kit (1000µL)	32 samples in triplicate with T25 flask or 16 samples done in triplicate with a T75 flask	\$5,600.00



**Figure 3:** Example multiplex dGH biodosimetry assay showing two rearrangements on green chromosomes.

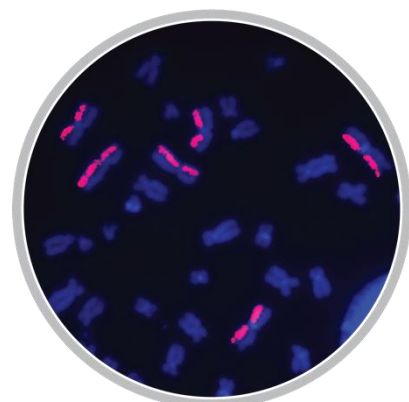
### Using KromaTiD's dGH Media Additive



**Note:** KromaTiD is happy to review and provide guidance on an experimental plan appropriate for your specific cell culture. It is best practice to bracket the cell doubling time with media additive by having three timepoints per sample. This helps to ensure the capture of sufficient metaphase arrested cells. For example, if the cell cycle time is 24 hours, media additive would be included into three separate flasks at three different time points to have 21-, 24- and 27-hour incubation and a single harvest time point.

### Handling Instructions

To preserve stability, keep frozen at -20°C upon receiving the media additive. Can be stored frozen for up to 9 months. Once thawed (do not refreeze), store at 4°C for up to 30 days.



**Figure 4:** Example single color dGH biodosimetry assay showing no rearrangements.